
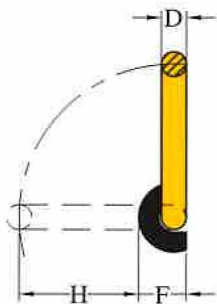
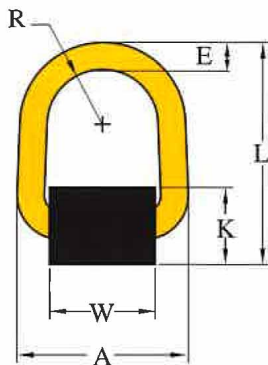


## Grade 8 Weld-on Lifting Point BS EN 1677-1+2

- Designed with spring, stop at any angle.
- Pivots through 180°.
- Manufactured from forged alloy steel, quenched and tempered.
- Load rated parts are 100% magnaflux crack detected.
- Individual forged parts are traceable to Test Certification.
- Design Factor 4 : 1.
- WLL forged onto each product for quick and easy identification.
- Lugs designed to assist the welding process.
- A protected spring keeps the load ring in a required position. The parts are connected in such a way that they remain captive. The spring also reduces noise caused by vibrations.



Stop at Any Angle

### METRIC SPECIFICATIONS

Part Code	WLL tonnes	A mm	D mm	E mm	F mm	H mm	K mm	L mm	R mm	W mm	Mass Kg	CAD files
8-057-1T	1.0	83	14	14	27	57	40	109	24	50	0.5	
8-057-3T	3.0	98	17	17	31	53	48	114	29	58	0.9	
8-057-5T	5.0	120	22	22	41	77	63	157	33	64	1.3	
8-057-8T	8.0	121	26	26	54	69	73	169	34	61	2.6	
8-057-10T	10.0	146	20	30	54	88	73	191	41	75	3.1	
8-057-20T	20.0	187	25	38	70	106	93	234	50	91	6.5	

GPS LIFTING

18 CHURCH STREET, ASHTON-UNDER-LYNE, LANCASHIRE OL6 6XE



tel. 0330 304 3330  
[www.gpslifting.co.uk](http://www.gpslifting.co.uk)  
email: [sales@gpslifting.co.uk](mailto:sales@gpslifting.co.uk)

## IMPERIAL SPECIFICATIONS

Part Code	WLL lbs	A inch	D inch	E inch	F inch	H inch	K inch	L inch	R inch	W inch	Mass lbs	CAD files
8-057-1T	2200	3.2	0.5	0.5	1.0	2.2	1.5	4.2	0.9	1.9	1.1	
8-057-3T	6600	3.8	0.6	0.6	1.2	2.0	1.8	4.4	1.1	2.2	1.9	
8-057-5T	11000	4.7	0.8	0.8	1.6	3.0	2.4	6.1	1.3	2.5	2.8	
8-057-8T	17600	4.7	1.0	1.0	2.1	2.7	2.8	6.6	1.3	2.4	5.7	
8-057-10T	22000	5.7	0.7	1.1	2.1	3.4	2.8	7.5	1.6	2.9	6.8	
8-057-20T	44000	7.3	0.9	1.5	2.7	4.1	3.6	9.2	1.9	3.5	14.3	

GPS LIFTING

18 CHURCH STREET, ASHTON-UNDER-LYNE, LANCASHIRE OL6 6XE